

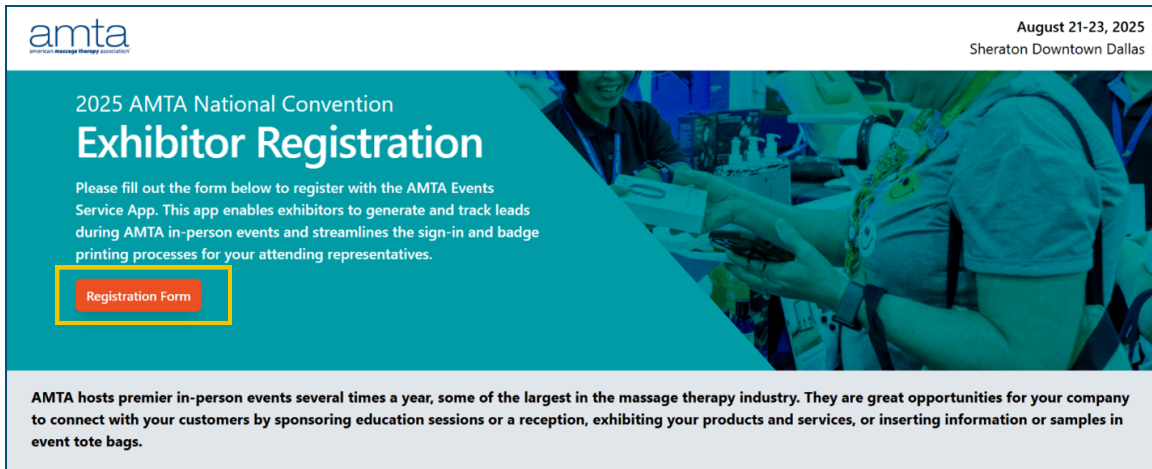
DENVER
-AUGUST 27-29-

AMTA
2026
NATIONAL
CONVENTION

Exhibitor Registration Instructions


Note: The included instructional screenshots within this document reference the AMTA 2025 National Convention. These screenshots are provided as examples to help guide you through the process. All information in this document applies specifically to the AMTA 2026 National Convention.

1. Please visit events.amtamassage.org/exhibitor-registration and click, “Registration Form”.



The screenshot shows the AMTA logo in the top left and the event details "August 21-23, 2025 Sheraton Downtown Dallas" in the top right. The main heading is "2025 AMTA National Convention Exhibitor Registration". Below this, a paragraph explains that users should fill out a form to register with the AMTA Events Service App, which helps generate and track leads during in-person events. A red button labeled "Registration Form" is highlighted with a yellow box. At the bottom, a short paragraph describes the benefits of exhibiting at AMTA events.

2. Enter your organization's name and click, “Next”.



The screenshot shows the AMTA logo in the top left and the event details "August 21-23, 2025 Sheraton Downtown Dallas" in the top right. The main heading is "2025 AMTA National Convention Exhibitor Registration". Below this, the text "Enter your Organization's Name:" is followed by a text input field containing "American Massage Therapy Association". A red button labeled "Next" is highlighted with a yellow box.

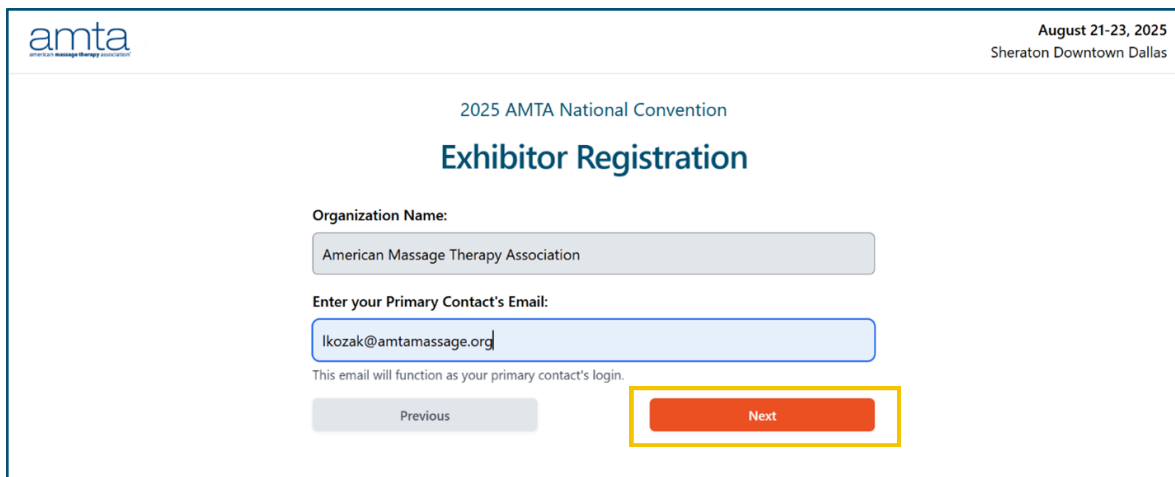
DENVER
-AUGUST 27-29-

AMTA
2026
NATIONAL
CONVENTION

Exhibitor Registration Instructions


3. Enter the primary contact email and click, “Next”.

(Note: This should be the email address for the person who is managing the logistics of the exhibit booth, not necessarily the representative(s) who will be on-site.)



The screenshot shows the AMTA Exhibitor Registration form. At the top left is the AMTA logo. At the top right, the dates "August 21-23, 2025" and location "Sheraton Downtown Dallas" are displayed. The main heading is "2025 AMTA National Convention Exhibitor Registration". Below this, there are two input fields: "Organization Name" with the value "American Massage Therapy Association" and "Enter your Primary Contact's Email:" with the value "lkozak@amtamassage.org". A note below the email field states "This email will function as your primary contact's login." At the bottom, there are two buttons: "Previous" and "Next". The "Next" button is highlighted with a yellow border.

4. Enter the website of the organization that is exhibiting and click, “Submit”.



The screenshot shows the AMTA Exhibitor Registration form. At the top left is the AMTA logo. At the top right, the dates "August 21-23, 2025" and location "Sheraton Downtown Dallas" are displayed. The main heading is "2025 AMTA National Convention Exhibitor Registration". Below this, there are three input fields: "Organization Name" with the value "American Massage Therapy Association", "Primary Contact Email:" with the value "lkozak@amtamassage.org", and "Enter your Organization's Website:" with the value "http://www.amtamassage.org". At the bottom, there are two buttons: "Previous" and "Submit". The "Submit" button is highlighted with a yellow border.

Exhibitor Registration Instructions

5. Enter the contact information for the primary contact person and click “Submit”.

Primary Contact Email:
lkozak@amtamassage.org

Organization Website:
http://www.amtamassage.org

Additional Primary Contact Information:

First Name: Laura Last Name: Kozak

Phone Number:
(847) 905-1634
Please enter a 10-digit phone number.

Previous Submit

6. Once completed, your registration will be sent to AMTA for approval. This step allows us to confirm that we have received your exhibitor contract. Approval from AMTA will take 1-2 business days.

2025 AMTA National Convention
Exhibitor Registration

A confirmation email has been sent to your organization's primary contact email.



Form Submission Confirmation	
Organization Name	American Massage Therapy Association
Primary Contact Name	Laura Kozak
Primary Contact Email	lkozak@amtamassage.org
Primary Contact Phone	(847) 905-1634


Please keep an eye out for an email in the future after your submission has been approved in order to register your on-site representatives for the event.


Exhibitor Registration Instructions

7. You will receive an email once your exhibitor registration request has been approved. Once you receive this message you can go online and register your booth representatives.

2025 AMTA National Convention Exhibitor Registration Status

 AMTA <noreply@amtamassage.org>
To  Laura Kozak

 12:46 PM



american massage therapy association

Dear Laura Kozak,

Your registration request has been approved! Please complete your registration by signing up your representatives attending the 2025 AMTA National Convention at <https://events.amtamassage.org>.

Regards,
AMTA Events Team

8. To register your booth representatives, please visit events.amtamassage.org. Add your representatives by clicking, “Manage Your Reps”.

 AMTA SUMMIT

Organization Info

Event Dashboard

Event Leads

Add New Lead

Exhibitor Info

Organization Name	American Massage Therapy Association
Primary Contact	Laura Kozak
Primary Contact Phone	(847) 905-1634
Primary Contact Email	lkozak@amtamassage.org

[Edit Contact Info](#) [Manage Your Reps](#)

Exhibitor Registration Instructions

9. Please enter the names of your booth representatives individually. The number of representatives you can enter is based on the size of the booth you purchased. Please email [Laura Kozak](mailto:lkozak@amtamassage.org) if you have questions regarding how many registrations come with your booth.

The screenshot displays the 'Manage Your Reps' interface. On the left, a sidebar contains navigation options: Organization Info, Event Dashboard, Event Leads, and Add New Lead. The main content area shows a list of representatives. The first entry is 'Laura Kozak' with email 'lkozak@amtamassage.org' and 'Pronouns: Not Selected'. A modal window titled 'Add Rep Info' is overlaid, containing the following fields: 'First Name' and 'Last Name' (text inputs), 'Email' (text input), and 'Pronouns (Optional)' (dropdown menu). Below the dropdown is the text 'Pronouns will be printed on badge, if provided.' There is a checkbox for 'Share Contact Info?' with the text 'Checking this box will enable contact info sharing by scanning this rep's badge at the event.' and a red 'Submit Rep' button.

10. Once registered, each of your booth representatives will receive an email with the login information for the AMTA Events App. They will be able to access the lead collection function by signing into the events app.

The screenshot shows an email notification. The text is as follows: 'Hello, We received a request to sign in to AMTA Events App using this email address, at 2025 January 17 20:09 UTC. If you want to sign in with your lkozak@amtamassage.org account, click this link: [Sign in to AMTA Events App](#) If you did not request this link, you can safely ignore this email. Thanks, Your AMTA Events App team'

Exhibitor Registration Instructions

11. Lead collection can be done from any device that has internet access and a camera. Once logged into the AMTA Events App, click on, “Add New Lead” in the menu on the left side and then scan the QR code on the badge. All event leads can be accessed in the Event Leads tab.

