AOSW 2026 Annual Conference CE Instructions

*Please note- Use Google Chrome or Firefox as your internet browser if possible and clear your cache (delete browsing history) before you begin.

Use the link below with your AOSW username and password to login:

https://portal2.aosw.org/myonlinelearning

If you do not know your username or password, use the "Don't remember your password?" link. If this is your first time logging in to the AOSW website, click the Set Up an Account option.

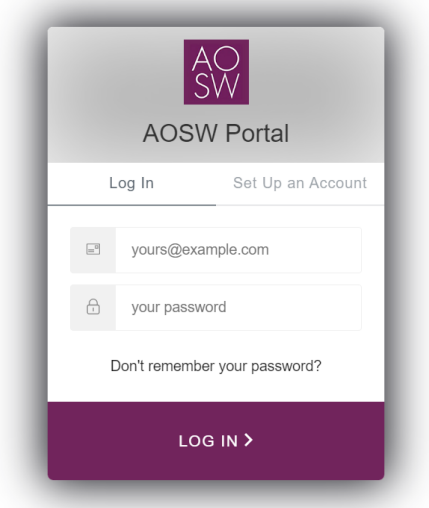

Click on "Take Exam" next to *2026 AOSW Annual Conference* in your Online Learning Portal (You will <u>NOT</u> complete an exam; you will complete evaluations on the sessions you attended).

If you do not see the event listed towards the top, you can do a search for the word "2026 Annual".

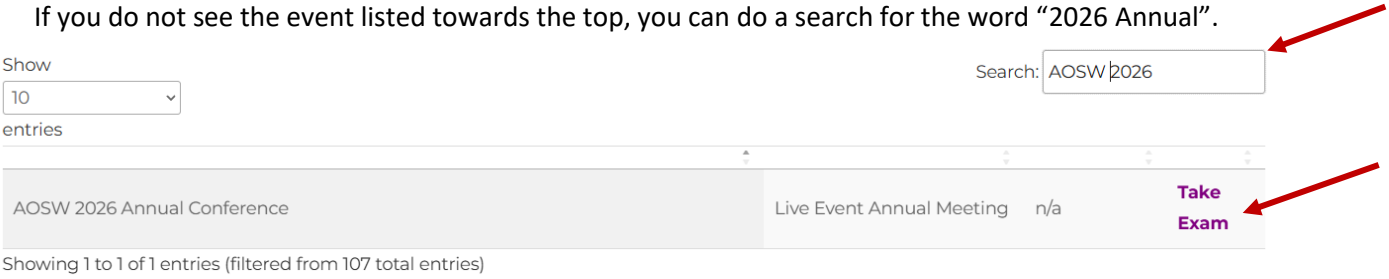

Click on "Available Meeting Attendance" to access the meeting evaluations.

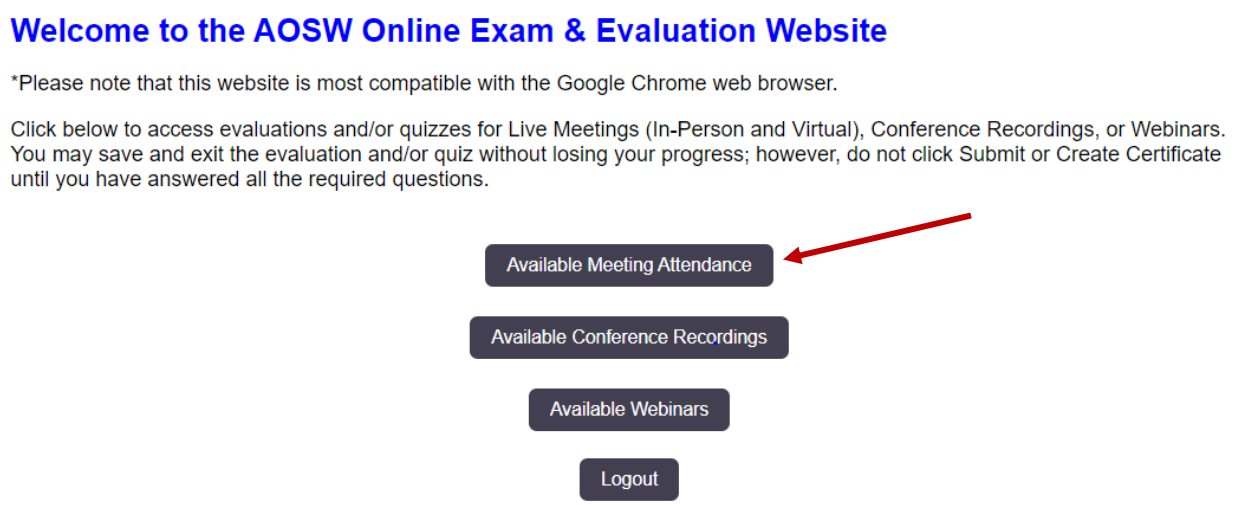

Click on the "Demographics" tab first. You must complete each tab from left to right before you will be able to print your certificate.

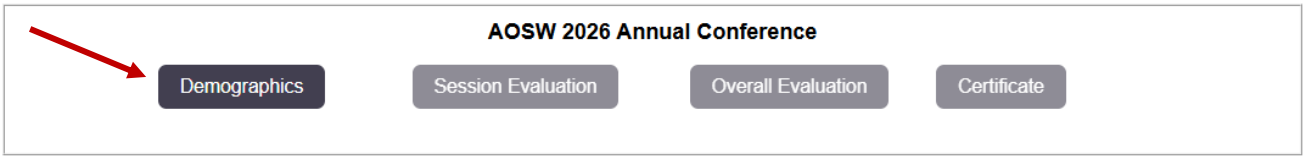

Answer the following questions in the Demographics tab and then click on "SAVE and Return to Registered Events" to move on to the Session Evaluations.

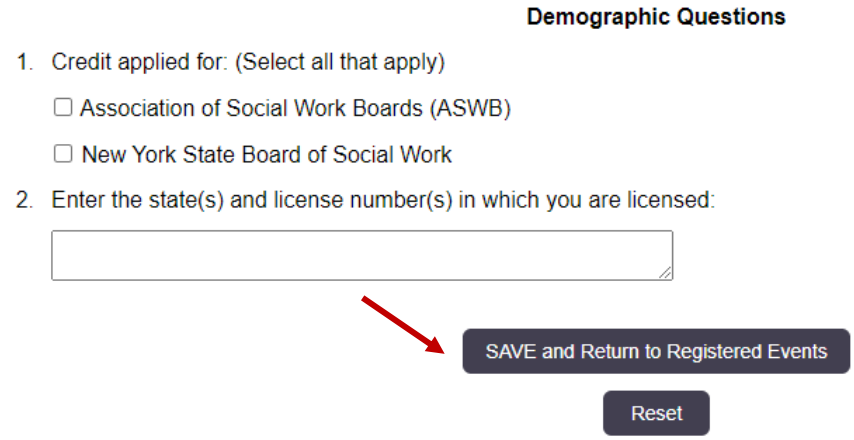

Next click on the "Sessions Evaluation" tab to evaluate each session you attended.

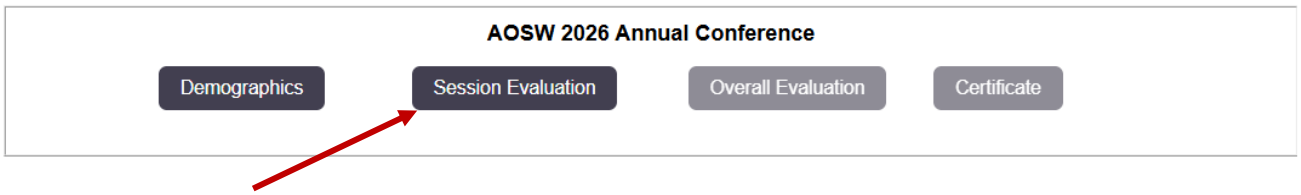

Click in each day that you attended sessions. As you evaluate sessions, your credits will accumulate at the top of the page.

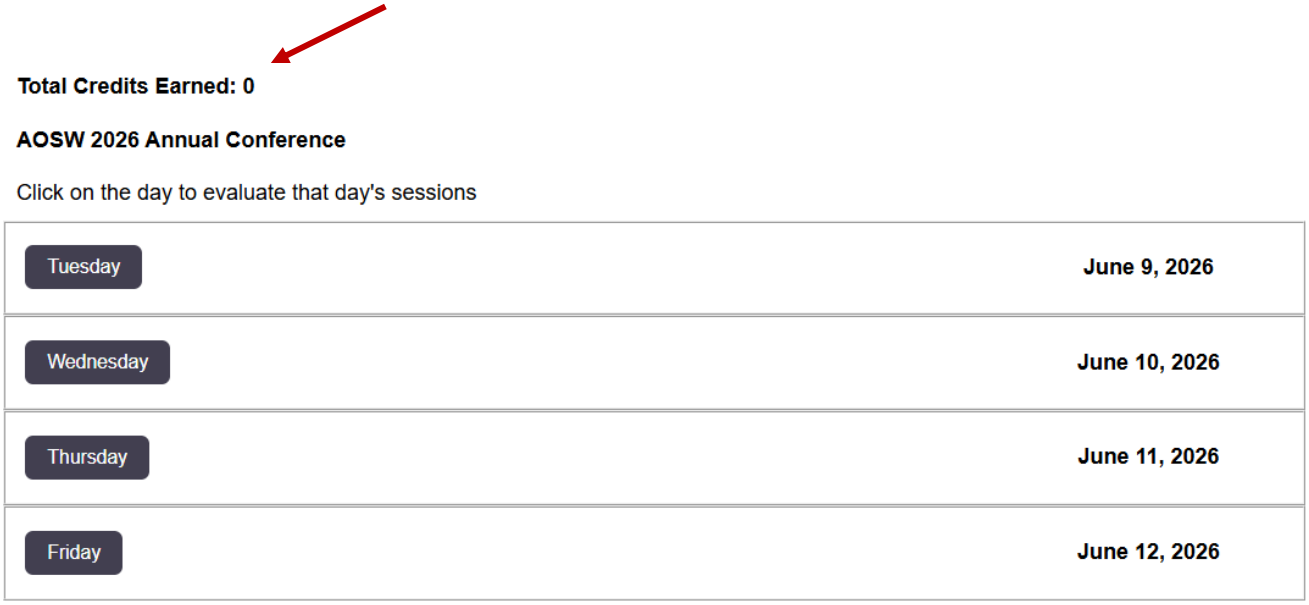

Click on the "Evaluate" button next to each session that you attended.

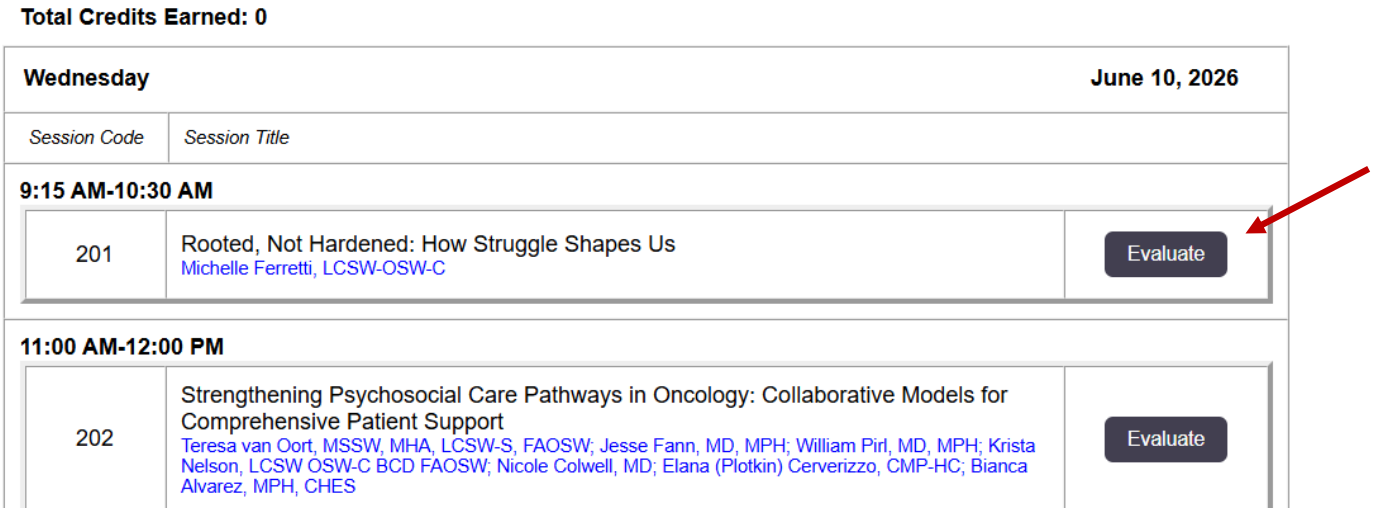

You will then be taken to that session's evaluation.

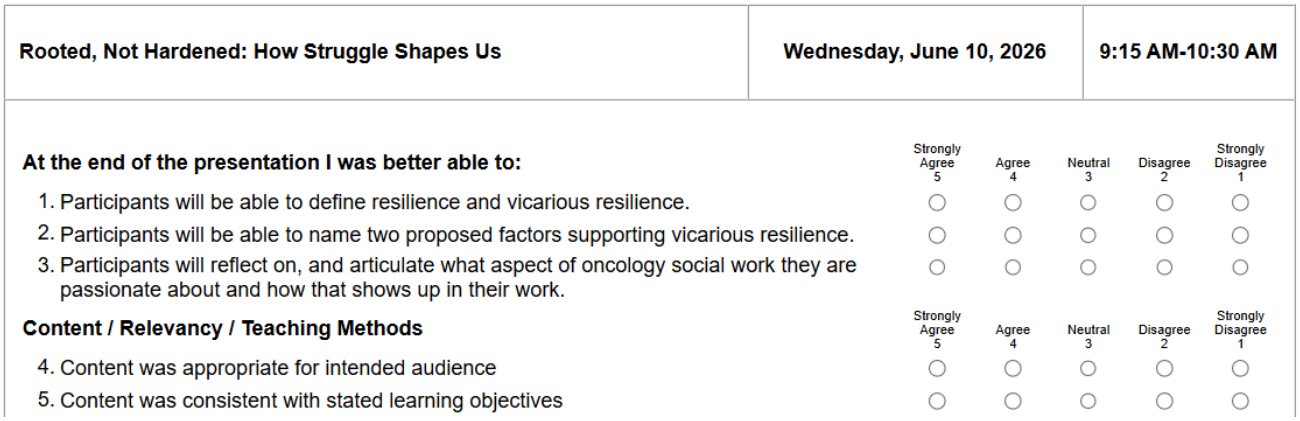

Rooted, Not Hardened: How Struggle Shapes Us	Wednesday, June 10, 2026	9:15 AM-10:30 AM

At the end of the presentation I was better able to:	Strongly Agree 5	Agree 4	Neutral 3	Disagree 2	Strongly Disagree 1
1. Participants will be able to define resilience and vicarious resilience.	○	○	○	○	○
2. Participants will be able to name two proposed factors supporting vicarious resilience.	○	○	○	○	○
3. Participants will reflect on, and articulate what aspect of oncology social work they are passionate about and how that shows up in their work.	○	○	○	○	○
Content / Relevancy / Teaching Methods	Strongly Agree 5	Agree 4	Neutral 3	Disagree 2	Strongly Disagree 1
4. Content was appropriate for intended audience	○	○	○	○	○
5. Content was consistent with stated learning objectives	○	○	○	○	○

You must rate/answer each question. Only the additional comments question is not required.

When you have completed the evaluation, click "SAVE and Continue".

If you marked the session in error, hit Back to Monday Sessions (NO SAVE).

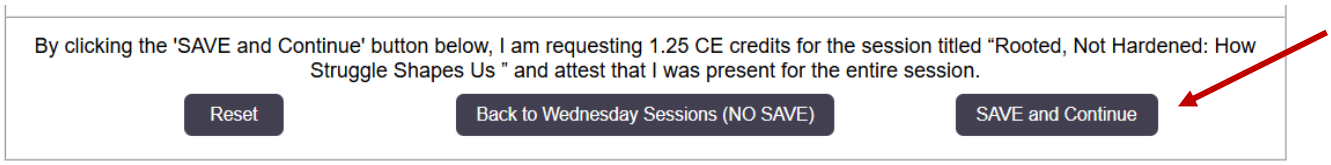

By clicking the 'SAVE and Continue' button below, I am requesting 1.25 CE credits for the session titled "Rooted, Not Hardened: How Struggle Shapes Us " and attest that I was present for the entire session.

Reset | Back to Wednesday Sessions (NO SAVE) | SAVE and Continue

Once you click on the SAVE and Continue, you will be taken back to that day's sessions.

If you evaluated a session in error, click on Reset. If you need to edit your answers to that session, click on Edit. You will see the total number of credits you earned at the top of each screen while you are completing the survey.

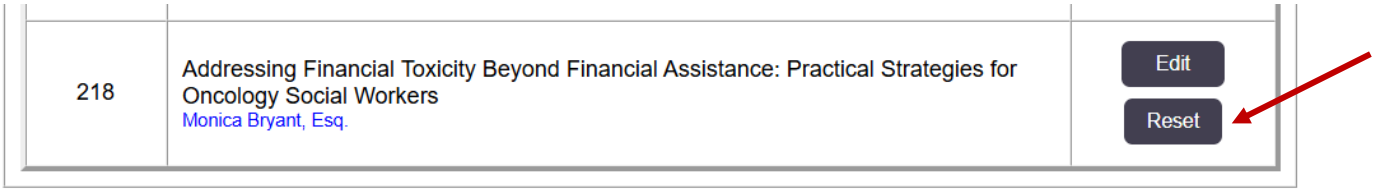

218	Addressing Financial Toxicity Beyond Financial Assistance: Practical Strategies for Oncology Social Workers Monica Bryant, Esq.	Edit Reset

You can return to the main screen or choose another day by scrolling down to the bottom of the page to select "Return to List of Days".

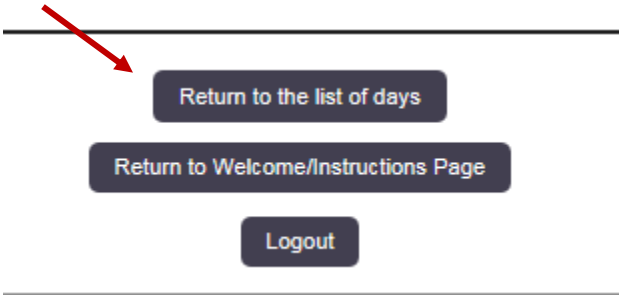

When you have evaluated all of the sessions you attended in each day, select the "Return to Registered Meetings" button at the bottom of the list of days page to move on to the overall evaluation.

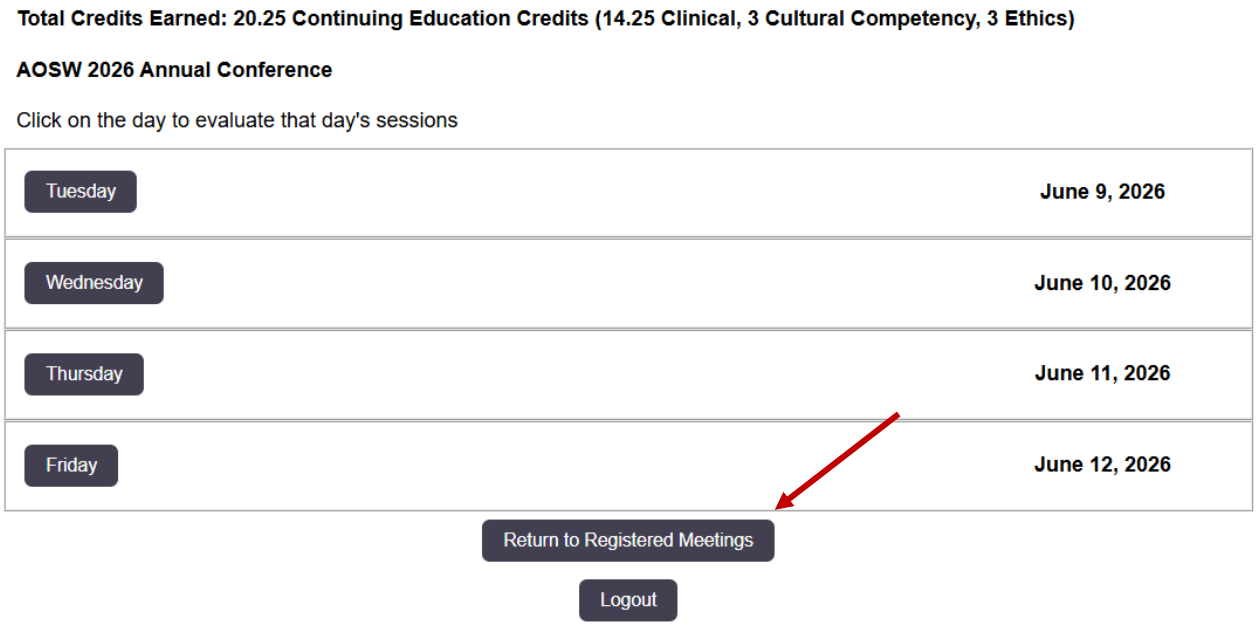

Click on the "Overall Evaluation" button.

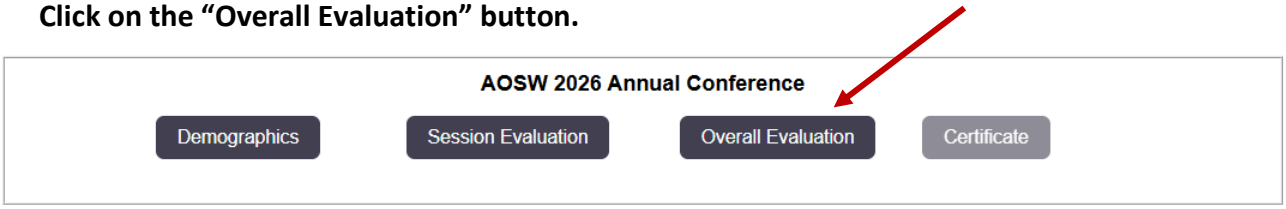

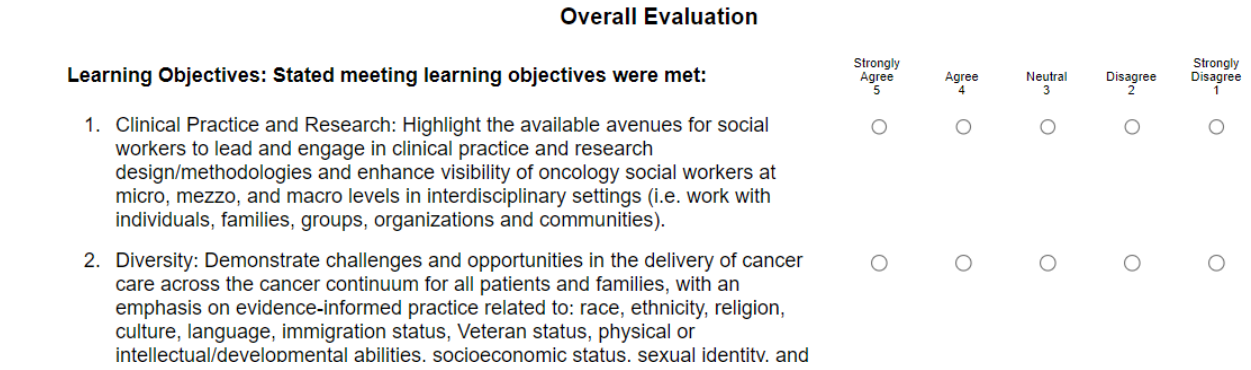

Once you have completed Demographics, Session Evaluation and Overall Evaluation, click on "Certificate".

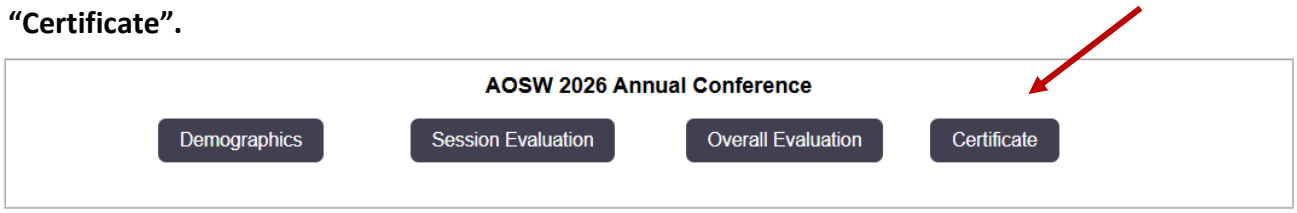

***New- Check the button next to your name to attest to your full attendance for each session that you have evaluated.** Once you click on Create Certificate, you will not be able to make any edits so make sure your credit total is correct before you continue.

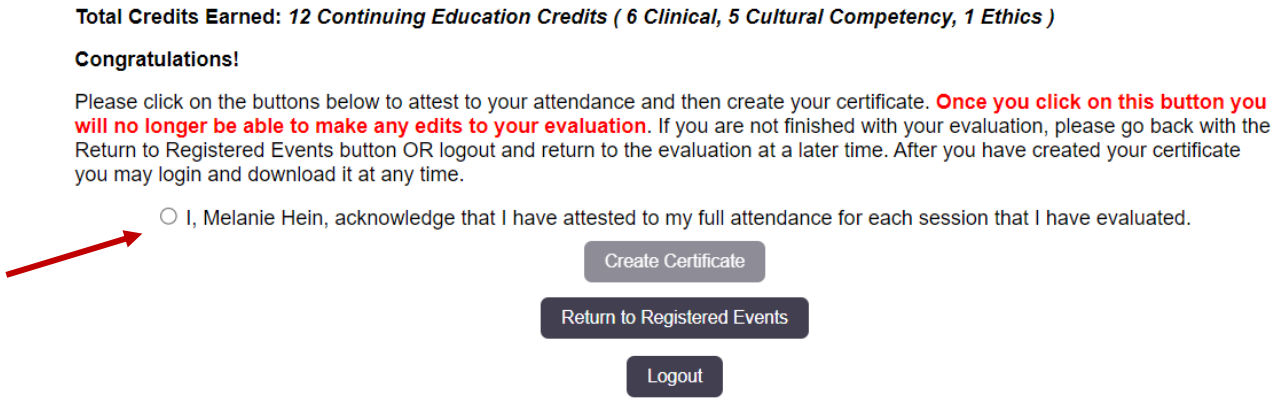

After you select the "Create Certificate" button, you may Download and Print Your Certificate.

